

## CABINET LOUDSPEAKERS

# W Wall Mount Loudspeakers

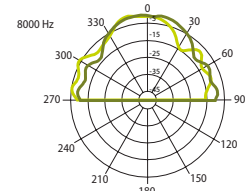
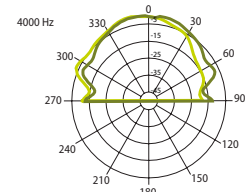
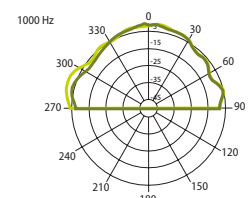
W series wall mount loudspeakers.

# W10 RS


W10RS loudspeakers are designed for three-wire public address installation. When a priority message is transmitted, attenuator resistance will be eliminated and the speaker will be used in full power mode. W10RS has 4" full range speaker inside with powerful middle range response. Simple installation on any flat surface, clear speech and music reproduction allows usage of these loudspeakers in places such as school classrooms, hospitals or even government institution buildings.




HORIZONTAL / VERTICAL POLAR DIAGRAMS



— Horizontal — Vertical

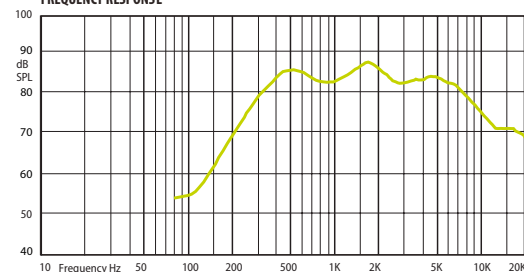


105



Technical Specifications	W10 RS
Rated power	10 W
Transformer power taps	10 W - 5 W - 2,5 W
Sensitivity	83 dB (1 W/1 m)
Maximum SPL	98 dB (Pmax/1 m) at 1442 Hz
Frequency response	180 Hz – 15 kHz
Dispersion at 1000 Hz	170° (H), 170° (V)
Driver dimensions	4" (101 mm)
Dimensions	205 mm x 180 mm x 105 mm
Weight	0,9 kg
Material	Housing – ABS plastic, Grill – Steel
Colour	Papyrus white (RAL 9018)

FREQUENCY RESPONSE



IMPEDANCE

