

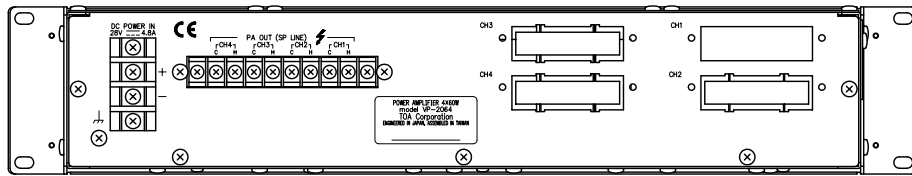
DESCRIPTION

The VP-2064 Power Amplifier features a 60 W-by-4 channels configuration, and uses the VP-200VX Power Amplifier Module per channel.

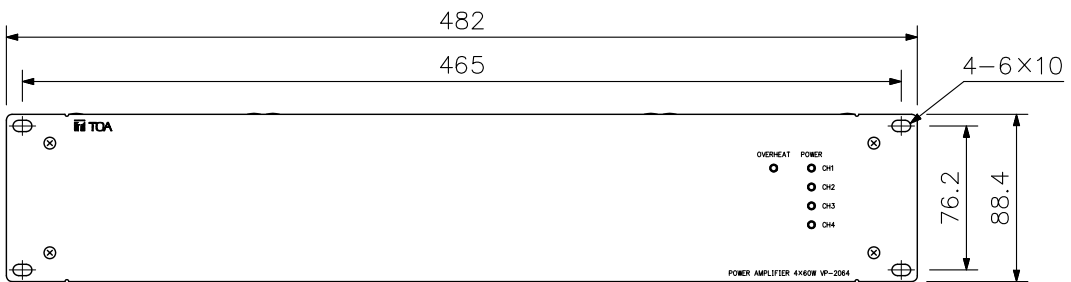
SPECIFICATIONS

Power Source	28 V DC (operating range: 20 – 40 V DC) M4 screw terminal, distance between barriers: 12 mm
Current Consumption	4.8 A in total (EN60065)
Rated Output Power	60 W × 4 (at min. resistive and max. capacitive load)
Output Power (at AC Mains: 195.5 V)	45 W × 4 (at min. resistive and max. capacitive load)
Output Voltage	100 V (70 V, 50 V: selectable by internal wiring change)
Minimum Resistive Load	167 Ω (at 100 V), 83 Ω (at 70 V), 41 Ω (at 50 V)
Maximum Capacitive Load	0.125 μF (at 100 V), 0.25 μF (at 70 V), 0.5 μF (at 50 V)
Number of Channels	4
Input	Specified by input module VP-200VX
Number of Module Slots	4, usable module: VP-200VX
Output	Power amplifier output (speaker line): M3.5 screw terminal, distance between barriers: 8.8 mm
Frequency Response	40 Hz – 16 kHz, ±3 dB (at 1/3 rated output)
Distortion	1 % or less (at rated output, 1 kHz)
S/N Ratio	80 dB or more
Panel Indicator	Channel power indicator: 4 channels, dual colour LED Overheat indicator: Yellow LED
Operating Temperature	0 °C to +40 °C
Finish	Panel: Surface-treated steel plate, black, 30 % gloss, paint
Dimensions	482 (W) × 88.4 (H) × 340.5 (D) mm
Weight	11.2 kg
Accessory	Rack mounting screw×4, Fiber washer×4


APPEARANCE



Rear View



Front View



Side View

UNIT:mm SCALE:1/4