

DESCRIPTION

The VX-2000SF Surveillance Frame is the output matrix section of the VX-2000 system that assigns audio signals to individual zones from 4 audio buses. It can be extended to up to 5 units. A total of 10 units of output modules and control modules can be installed per VX-2000SF. The following 4 types of modules can be used: the VX-200SP Pilot Tone Detection module, the VX-200SZ Impedance Detection module, the VX-200SI Control Input module, and the VX-200SO Control Output module.

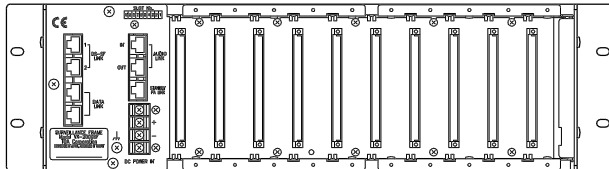
SPECIFICATIONS

* 0 dB = 1 V

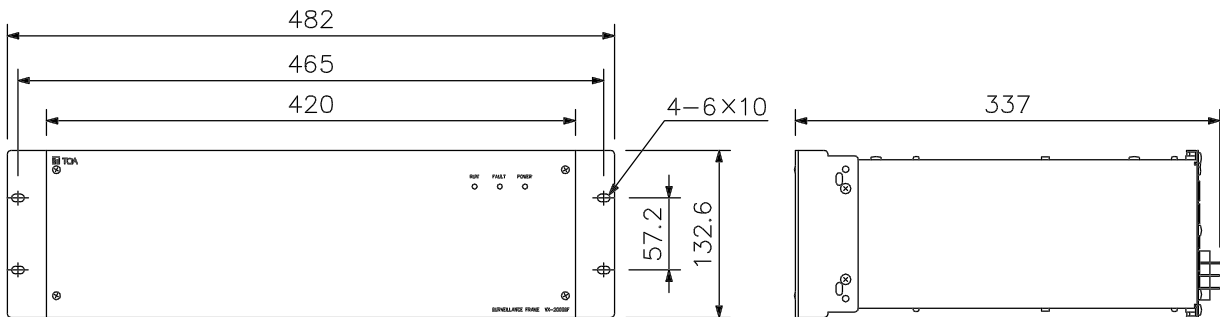
Power Source	24 V DC (operating range: 20 – 40 V DC) M3.5 screw terminal, distance between barriers: 8.8 mm
Current Consumption	Under 2 A (40 V DC)
Number of Module Slot	10, usable modules: VX-200SZ, VX-200SP, VX-200SI, VX-200SO
Frequency Response	20 – 20,000 Hz
Signal to Noise Ratio	Over 60 dB
Distortion	Under 0.5%
Cross Talk	Under -60 dB (1 kHz, 0 dB*)
Audio Link Input/Output	Number of audio busses: 4 0 dB*, electronically balanced, RJ45 female connector Twisted-pair straight cable (TIA/EIA-586A standard)
Standby Amplifier Link	RJ45 female connector for connecting the VP-2064, VP-2122, VP-2241, VP-2421 Power Amplifier. Twisted-pair straight cable (TIA/EIA-586A standard)
Communication System	VX-2000, VX-2000SF: RJ45 female connector × 2, LONWORKS RS-485 VX-2000DS: RJ45 female connector × 2, Twisted-pair straight cable (TIA/EIA-586A standard)
Operating Temperature	0°C to +40°C
Finish	Panel: Surface-treated steel plate, black, 30% gloss, paint
Dimensions	482 (W) × 132.6 (H) × 337 (D) mm
Weight	5.6 kg
Accessory	Rack mounting screw.....4, Fiber washer.....4, Blank panel.....9, Rack mounting bracket (preinstalled on the unit)2, Standby amp. cable (3 m)1, Blank panel mounting screw.....18
Option	Isolation transformer: IT-450 (audio link output)

APPEARANCE

Note: LONWORKS is a trademark of Echelon Corporation.

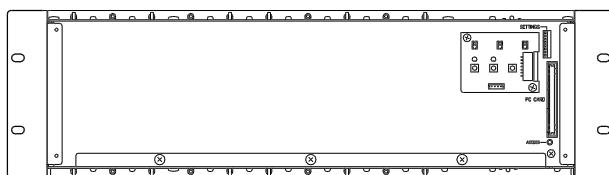


Rear View



Front View

Side View



Front view without front panel

UNIT:mm SCALE:1/6